Release Notes

Product: DL30

Firmware Version	7.0.0051.55
Release Date	October 28, 2026
New Features	N/A
Improvement	1. Added “Tracking Mode” switching hotkey on remote controller. a. Switch to Zone Mode: Press and hold **Menu** for 1 second + press **Upper Body**. b. Switch to Hybrid Mode: Press and hold **Menu** for 1 second + press **Full Body**. c. Switch to Hybrid Mode: Press and hold **Menu** for 1 second + press **Zone**. 2. Added “USB Audio Enable” option on Webpage/Video & Audio, default: enable 3. Supported by AVer Cloud Management.
Known Issue	N/A
Bug Fix	1. Fixed the issue regarding power frequency when calling preset. 2. Fixed the issue which click & track is not working. 3. Fixed the issue which tracking did not start immediately after USB Stream ON.

Firmware Version	7.0.0049.51
Release Date	Sep 30, 2024
New Features	1. N/A
Improvement	• ONVIF IP address issue • Sleep mode doesn’t stop RTSP streaming
Known Issue	1. N/A

Firmware Version	7.0.0045.46
Release Date	Oct 18, 2023
New Features	1. VISCA supports Hybrid Mode

Improvement	1. VISCA zoom in/out abnormal 2. PTZ Management Zoom speed optimized 3. RTSP audio sample rate unstable
Known Issue	2. RTSP occasionally won't be off in sleep mode

Firmware Version	7.0.0042.44
Release Date	December 30, 2022

New Features

1. Support gesture control.

Feature	Gesture
Turn on tracking	5
Turn off tracking	0
Upper/full body switching	4
Zoom out	0
Zoom in	2

[Note]

To enable/disable gesture control, you can

1. go to webpage, settings/system
2. use remote hotkey
   - Gesture Control On: Short press Menu, then press Tracking On;
   - Gesture Control Off: Short press Menu, then press Tracking Off.
3. Through CaptureShare, settings/system settings

- LED will switch to Pink and blink when receiving gesture control command.
- By default, camera digital zoom is set to off when enabling gesture.
- Recommended maximum distance for gesture is 6-7m (20-23 ft).
- Hold gesture still around 3 to 5 seconds to trigger camera control.
- Zoom in/out is supported when tracking is off.
- Zoom in/out runs around the hand gesture.
- Maximum zoom in level: approximately when gesture is the one third of the video source.
- To display zoom ratio on UVC feed, you may enable Show Zoom Level on webpage, Settings/Camera Settings/Camera Control.



- Zoom in is supported when only one person in the camera feed.
- To refresh different gesture, you may need to put down your hand and wait for 3 seconds, then re-raise the second gesture.

Improvements

1. Add the following VISCA command

Command Set	Command	Command Packet	Comments
Absolute Position		8x 01 06 02 VV WW 0Y 0Y 0Y 0Y 0Z 0Z 0Z 0Z FF	VV: Pan speed setting 0x01 (low speed) to 0x18 (high speed) WW: Tilt speed setting 0x01 (low speed) to 0x18 (high speed) YYYY: Pan Position 8A14 to 762C (CENTER 0000) ZZZZ: Tilt Position 468B to E898 (Image Flip: OFF) (CENTER 0000)
Auto zoom	On	8x 01 04 A0 02 FF	
	Off	8x 01 04 A0 03 FF	
Effective Tracking area	On	8x 01 04 A1 02 FF	
	Off	8x 01 04 A1 03 FF	
RTMP	On	8x 01 04 A2 02 FF	
	Off	8x 01 04 A2 03 FF	
Video mode	USB+ RTSP	8x 01 04 A3 00 FF	
	USB only	8x 01 04 A3 01 FF	
	RTSP only	8x 01 04 A3 03 FF	
Reboot	On	8x 01 04 A4 FF	

Inquiry Command	Command	Command Packet	Comments

CAM_Tracking_mode	8x 09 36 69 01 FF	y0 50 01 FF	Presenter
		y0 50 02 FF	Zone
		y0 50 03 FF	Hybrid
CAM_Tracking status	8x 09 36 69 02 FF	y0 50 01 FF	On
		y0 50 00 FF	Off
CAM_Tracking body size	8x 09 36 69 03 FF	y0 50 01 FF	Full body
		y0 50 02 FF	Upper body
Firmware version	8x 09 36 69 04 FF	y0 50 0p 0q 0r 0s 0t 0u 0v 0w FF	fw_ver: p.q.rstu.vw
USB Status	8x 09 36 69 05 FF	y0 50 00 FF	USB cable plug out
		y0 50 01 FF	USB cable plug in
UVC Status	8x 09 36 69 06 FF	y0 50 00 FF	UVC stream off
		y0 50 01 FF	UVC stream on

2. Add CGI command

CGI item name	URL	Command	Parameter Name
RTMP Start streamming	/cgi-bin?Set=	vdo_rtmp_enable,3,1	
RTMP Stop streamming	/cgi-bin?Set=	vdo_rtmp_enable,3,0	
USB status	GET(Basic Authentication)	/cgi-bin?Get=usb_status_inquire,3	
	- Reply	"usb_status_inquire,3=X\r\n"	X: 0(plug out), 1(plug in)
UVC status	GET(Basic Authentication)	/cgi-bin?Get=uvc_status_inquire,3	
	- Reply	"uvc_status_inquire,3=X\r\n"	X: 0(stream off), 1(stream on)
Status get (Modle name & mac & FW_VER)	/cgi-bin?GetString=sys_name&net_mac&sys_fw_version&		

Bug Fixes	1. fix RTSP audio streaming quality with Crestron tablet. 2. fix RTMP audio issue when streaming to Vimeo.
Known Issues	NA

Firmware Version	7.0.0029.37

Release Date	March 16, 2022
New Features	1. Support HTTPS certification. Setup via Webpage/Settings/Network 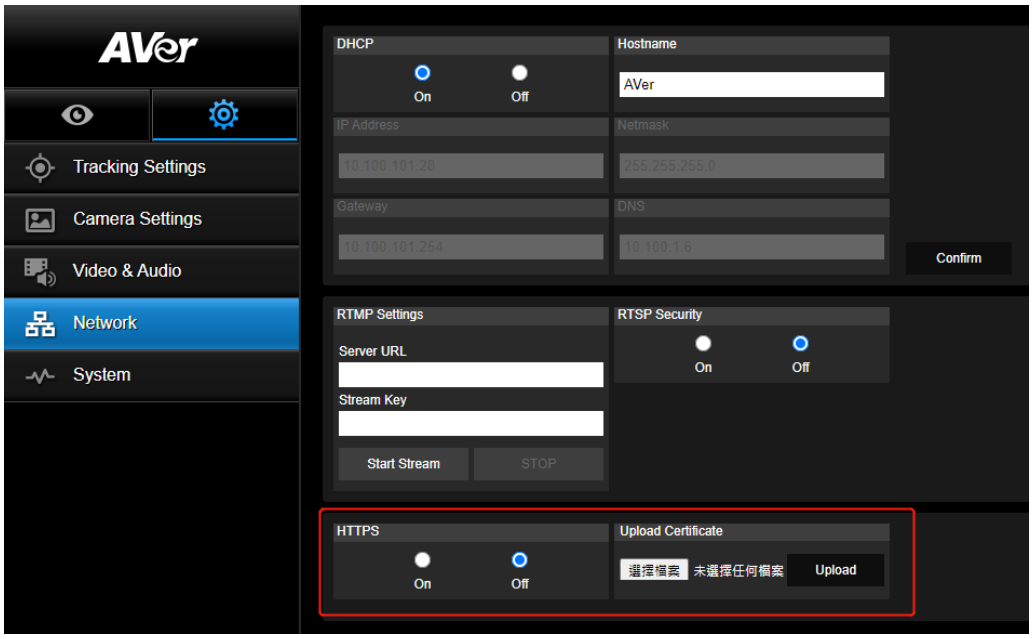 2. Support Power Up/Off to Preset. Setup via Webpage/Settings/System

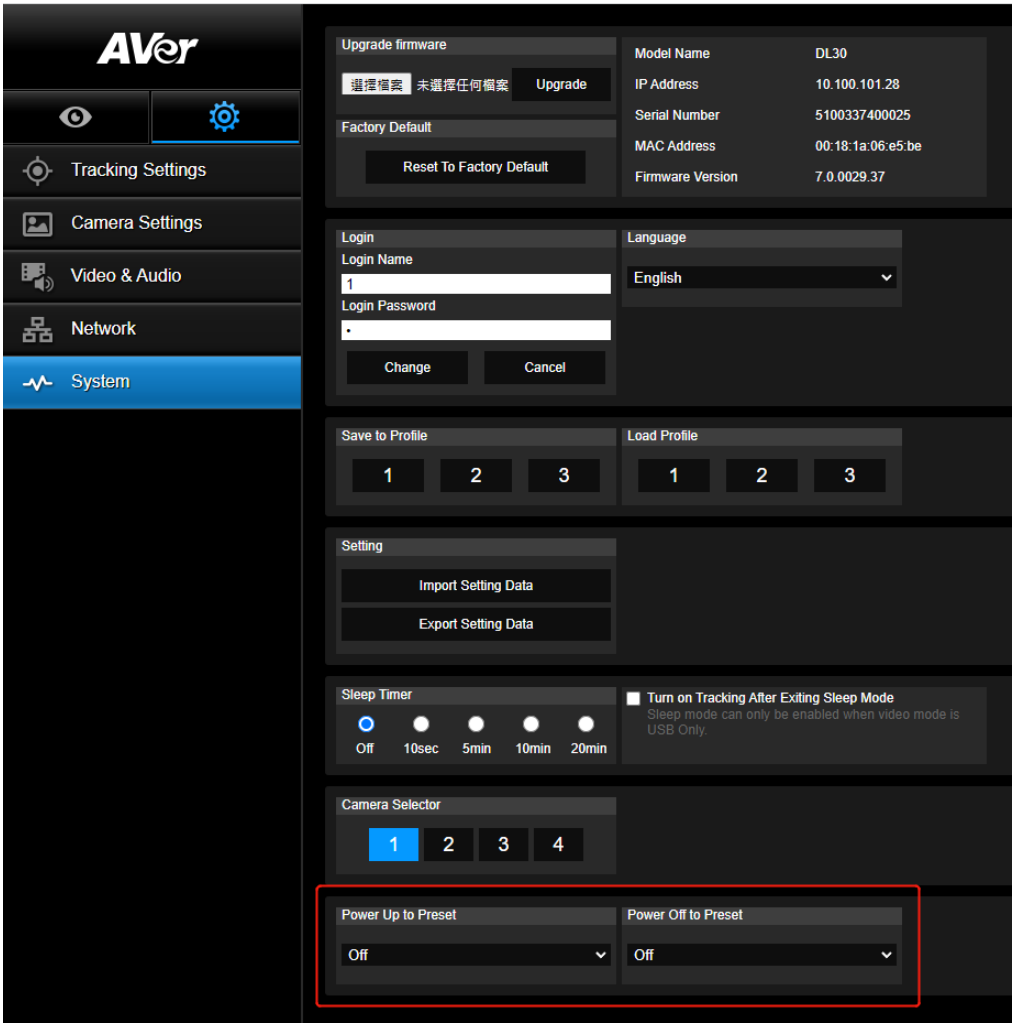

3. Support Multi-Presenter Detection under Presenter Tracking.

Setup via Webpage/Settings/Tracking Settings/Presenter

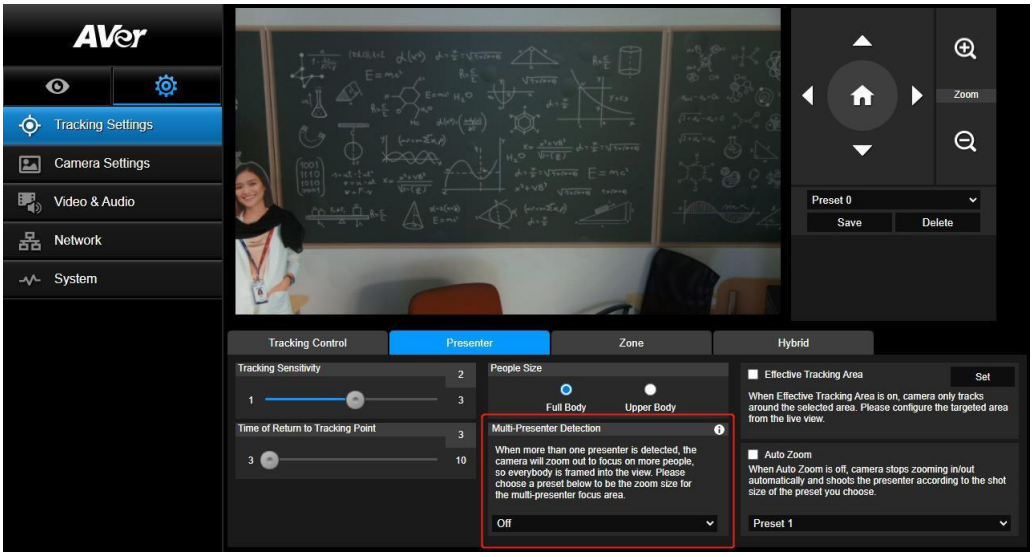

	4. Support Allow Resolution Under 720p. Setup via Webpage/Settings/Video & Audio 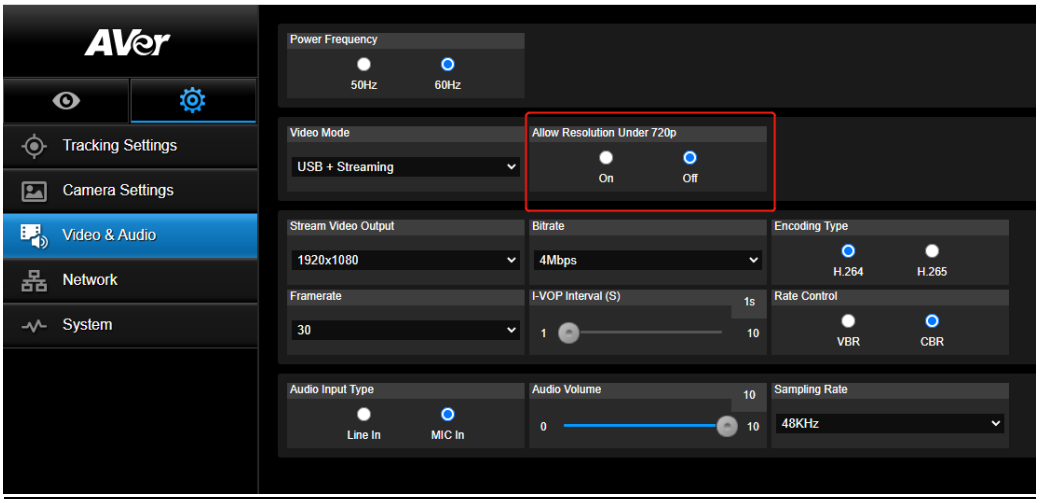
Improvements	1. Improved tracking accuracy especially when presenter's head or neck is covered. 2. Optimized tracking sensitivity under Zone Mode. 3. Improved auto focus especially in front of white background. 4. Improved the performance of "audio in". 5. Expanded to 256 Presets when setting presets under Presenter Tracking on webpage. 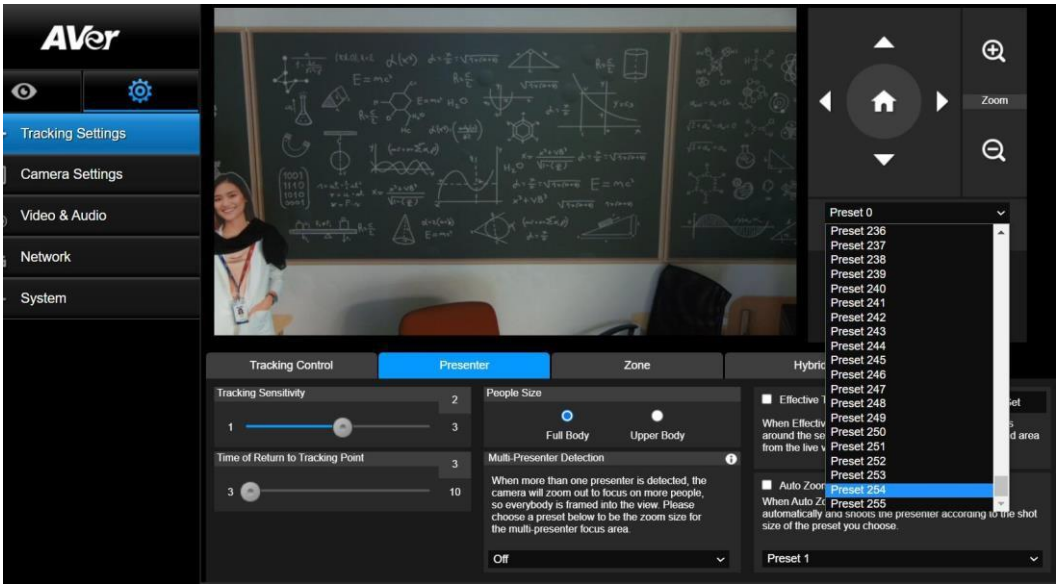

Bug Fixes	1. Fixed the issue of webpage preview lag when using Firefox with hardware acceleration is on. 2. Fixed the issue of webpage preview lag when calling presets. 3. Fixed the issue of random tracking lost when having human shape behind the presenter under zone tracking. 4. Fixed the issue of wrong behavior when receiving Power On command from CL01 controller. 5. Fixed the issue of “automatic refreshing of hostname”
Known Issues	1. Unknown USB 2.0 device and warning when plugging DL30 into PC/laptop with a USB 3.0 port after turning on the camera. This behavior and warning are caused by camera chipset design. It doesn’t affect the current USB function or leads to any malfunction to your computer. 2. Only English for new features on webpage including “Allow Resolution under 720p”, setting tips for “Multi-Presenter Detection”. Other languages will be provided in the next version.

Firmware Version	V7.0.0022.29
Release Date	December 13, 2021
New Features	1. Support of hostname modification. 2. Support of import/export setting data.

Improvements	1. Improved the function of Effective Tracking Area. 2. Fixed the issue that when putting both hands on forehead, it may cause random tracking loss. 3. Fixed the issue that may take some time for software to response when using Zoom In/Out control with camera on Window 10 version 20H2 and later. 4. Fixed the issue that tracking will be disabled when using Microsoft Camera Application and DL30 is being used as the video source. 5. Modified the design of Sleep Mode, which are: A. Only can be enabled when USB only is chose as the camera video mode. B. Added the option of “Turn on Tracking after Exiting Sleep Mode”. 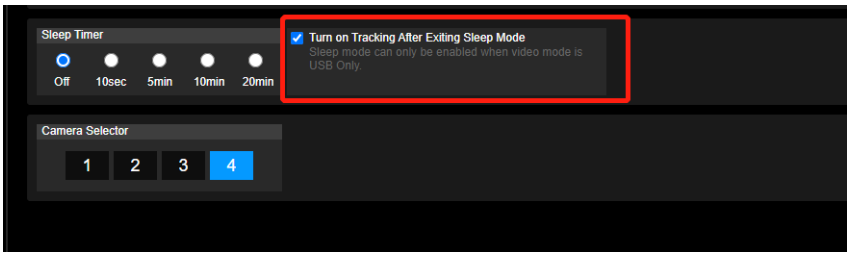 6. Improved the design of Standby/Privacy Mode: camera status remains the same after exiting from Standby/Privacy Mode. 7. Supported the option of Presets other than Preset 1 when Auto Zoom is off. 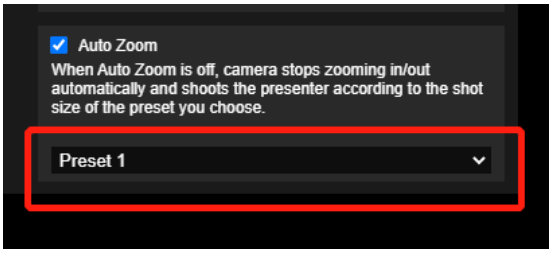 8. Added exclusive UI on camera webpage when camera is under Sleep/Privacy Mode. - Sleep Mode:

<table>
<tr>
<td></td>
<td>


- Privacy Mode:
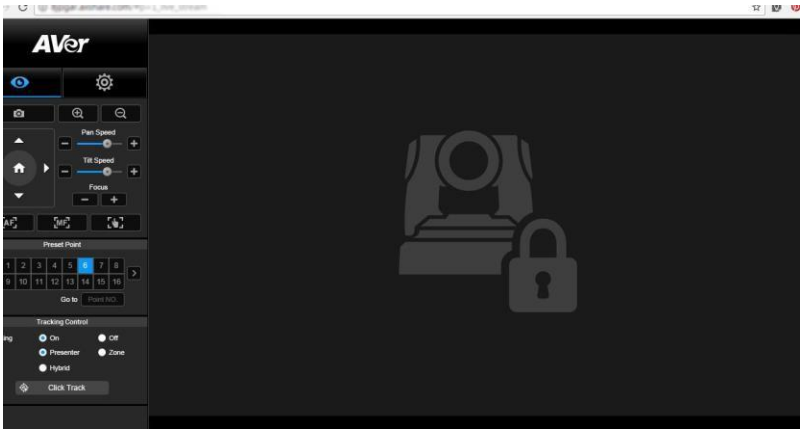

9. Improved the stability of Zone Tracking.
</td>
</tr>
<tr>
<td>Known Issues</td>
<td>
1. IP address will be changed when upgrading DL30 to V7.0.0022.29.
This will be fixed in the next firmware.
2. Unknown USB 2.0 device and warning when plugging DL30 into PC/laptop with a USB 3.0 port after turning on the camera.
This behavior and warning are caused by camera chipset design. It doesn't affect the current USB function or leads to any malfunction to your computer.
</td>
</tr>
</table>

Firmware Version	V7.0.0016.22
Release Date	July 29, 2021

New Features	1. Support Hybrid Mode. 2. Support Auto Zoom on/off. 3. Support Effective Tracking Area. 4. Added Continuous AF into AF Mode. *The new features above are currently supported on camera webpage.
Improvements	1. Improved AF performance. 2. Improved AI tracking performance. 3. Added RTMP on/off on Remote Control. - You may turn on RTMP by pressing EV+ for three seconds on remote control and EV- for three seconds to switch it off. - When RTMP being switched on or off, the camera LED indicator will be purple and blinking for three times. 4. Supported Korean language on Webpage. 5. Included notification when unidentified account/password input.
Known Issues	1. When putting both hands on your forehead, it may cause random tracking loss. This will be fixed in the next version. 2. It may take some time for software to response when using Zoom In/Out control with camera on Window 10 version 20H2 and later. This will be fixed in the next firmware version. 3. Unknown USB 2.0 device and warning when plugging DL30 into PC/laptop with a USB 3.0 port after turning on the camera. This behavior and warning are caused by camera chipset design. It doesn't affect the current USB function or leads to any malfunction to your computer. 4. No Hybrid Mode, Auto Zoom on/off, Effective Tracking Area on certain supported Software. - When switching to Hybrid Mode, Auto Zoom on/off on webpage, no corresponding status on

	certain supported software. - Below are the timeline that these features above will be supported in DL30 software: ➢ CaptureShare: Early September ➢ PTZ Management: Late September ➢ PTZ Control Panel: Mid July ➢ OBS Plugin for PTZ Cameras: Already supported *Please note the schedule above is subject to change due to the actual development progress. To confirm the supported version, please consult your local FAE. *Please note only CaptureShare will support Effective Tracking Area in the version around early September. 5. When DL30 tracking is on and turning on Microsoft Camera Application, then choose DL30 as the video source, it may disable tracking. This is caused by Camera Application design. Will fix this into next firmware version. 6. Effective Tracking Area failed to work when user walks forward and backward. Current version only stops tracking when the camera moves horizontally, therefore, the camera still tracks when the camera tilts up and down, and this issue will be fixed into the next firmware version.

Firmware Version	V7.0.0014.16
Release Date	April 21, 2021
New Features	N/A
Improvements	1. Fixed issue regarding image disruption when connecting with USB. 2. Fixed issue regarding RTMP connection. 3. Improved image quality performance. 4. Fixed issue regarding Sleep Mode behavior.

Known Issues	1. Unknown USB 2.0 device and warning when plugging DL30 into PC/laptop with a USB 3.0 port after turning on the camera. This behavior and warning are caused by camera chipset design. It doesn't affect the current USB function or leads to any malfunction to your computer.

Firmware Version	V7.0.0013.14
Release Date	March 16, 2021
New Features	N/A
Improvements	1. Fixed issue regarding saving preset via PTZ Control Panel. 2. Fixed issue regarding random slow image connection and pan/tilt/zoom control when using PTZ Control Panel. 3. Fixed issue regarding image flicker. 4. Improved AF performance. 5. Improved Click Track performance.
Known Issues	1. Unknown USB 2.0 device and warning when plugging DL30 into PC/laptop with a USB 3.0 port after turning on the camera. This behavior and warning are caused by camera chipset design. It doesn't affect the current USB function or leads to any malfunction to your computer. 2. User may experience a glitch when connecting RTMP server. Will fix in the next version.

Firmware Version	V7.0.0010.13
Release Date	February 5, 2021

New Features	1. Able to pan/tilt/zoom. 2. Able to flip, mirror through software and webpage. 3. Able to save up to 10 preset points on remote control and 256 preset points through IP. 4. Able to switch tracking target, upper body or full body when tracking. 5. Support two AI auto tracking modes, Presenter and Zone mode. 6. Able to control through USB and IP. 7. Software support: CaptureShare V1.3.2043.0, PTZ Management V1.1.1017.0, PTZ Control Panel V1.1.1011.0. 8. Compatible with Google Meet/Hangouts, Zoom, Microsoft Teams, etc.
Improvements	N/A
Known Issues	1. Failed to save preset when using PTZ Control Panel. Will fix in the next firmware version. 2. Random slow image connection and pan/tilt/zoom control when using PTZ Control Panel. Will fix in the next firmware version. 3. When pan speed is between 17 and 19, camera image may experience minor vibration when moving. Default pan/tilt speed is suggested. And we are keeping working on the improvement of this issue.